



ICCIR 2010



**International Conference
on Complications in
Interventional Radiology**

**FINAL PROGRAMME
POCKET GUIDE**

**June 10-12
Poertschach | Austria**



www.iccir2010.org

3 3 Welcome Address,
5 Congress Registration,
6 Important Addresses,
7 General Information

11 **Thursday** - Scientific Programme

THU

13 **Friday** - Scientific Programme

FRI

17 **Saturday** - Scientific Programme

SAT

18 **Technical Exhibition**

18 Technical Exhibition, Alphabetical List

19 Technical Exhibition, Numerical List

Carotid Solutions



Adapt™ Monorail™
Closed Cell Nitinol Carotid Stent

NEU

Carotid WALLSTENT™ Monorail™
Carotid Stent



Sterling™ Monorail™
PTA Balloon Dilatation Catheter



FilterWire EZ™
Embolic Protection System

www.bostonscientific-international.com

**Boston
Scientific**
Delivering what's next.™

© 2010 Boston Scientific Corporation oder internationale Unternehmen.
Alle Rechte vorbehalten. Anzuehendes Datum.

Dear Colleagues,

The International Congress on Complications in Interventional Radiology (ICCIR) has become a well recognized and respected scientific meeting held periodically in Austria since the year 2000.

After 10 years the time for change has finally come. The increasing awareness of this meeting in the CIRSE society has led to the logical consequence to bring the meeting under the umbrella of CIRSE.

From this year on, the meeting will be organized in the name of CIRSE and will be part of the European School of Interventional Radiology (ESIR). We are convinced that this change will help to further promote the congress in the international field of interventional radiology.

The concept has not changed substantially. Again we will focus on well prepared case presentations which is the essence of the meeting and there should be wide room for discussions.

The high scientific level is well represented by a distinguished faculty consisting of renowned interventional radiologists but also by experts from our partner disciplines like vascular surgery, oncology and gastroenterology.

We wish you a productive and enjoyable congress!

We look forward to seeing you in
Pörtschach / Austria in June 2010.

Christoph Binkert / Klaus Hausegger / Jim A. Reekers
ICCIR 2010 Programme Committee

The International Conference on Complications in Interventional Radiology is organised by the CIRSE Foundation (Cardiovascular and Interventional Radiological Society of Europe). The official congress website is: www.iccir2010.org.

To contact the CIRSE Central Office or members of the committee please write to office@esir.org.

TurboHawk™

Plaque Excision System

Elevate

the flow.™

www.ev3.net


ev3™ Your endovascular company.™

Congress Registration

Onsite Registration Opening Hours

Thursday, June 10	12:00-18:00
Friday, June 11	07:30-18:00
Saturday, June 12	08:00-11:00

Onsite Registration Fees

CIRSE Member	€ 300
Non Member	€ 340
Student/Resident/Nurse/Technician*	€ 200

** to be accompanied by a certificate,
signed by the head of department*

Registration fees include access to all sessions and congress material.

Reduced CIRSE Member registration is only available for members of CIRSE (Cardiovascular and Interventional Radiological Society of Europe) in good standing in 2010.

Method of payment

Registration fees are to be paid in Euros (€):

- in cash
- by credit card (Visa or Eurocard/Mastercard)

Name changes will be handled as a cancellation and new registration.

Important Addresses

Conference Venue

Congress Center Woerthersee

Hauptstraße 203
9210 Poertschach, Austria

Organising Secretariat

CIRSE Central Office

Neutorgasse 9/6
1010 Vienna, Austria

Phone: +43 1 904 2003
Fax: +43 1 904 2003 30
E-mail: office@esir.org
Internet: www.iccir2010.org

Reservation Office Poertschach

Pörtschach Tourismus &

Pörtschacher Veranstaltungen GesmbH

Hauptstraße 153
9210 Pörtschach, Austria

Phone: +43/4272 2354
Fax: +43/4272 3770
E-mail: info@poertschach.at
Internet: www.poertschach.at

General Information from A to Z

Badges

Your personalised badge is your admission card to the congress. For organisational and security reasons, badges have to be worn at the congress venue at all times. A lanyard will be given to you with the congress bag. Identity checks in the congress centre may occur at any time. In case of loss, a replacement badge will be provided for an administrative charge of € 80.

Certificate of Attendance

To obtain your certificate of attendance, please choose one of the following options:

Print your certificate onsite at the congress

Starting Friday, June 11, 15:00, you can use one of the dedicated workstations in the registration area to print your certificate. All you need to do is to provide your last name and badge number.

Print your certificate at home

After the congress you will be able to print your certificate of attendance at www.iccir2010.org. Again, all you have to do is to provide your last name and badge number.

CME Credit Allowance

European Accreditation is granted by the EACCME (European Accreditation Council for Continuing Medical Education) to participants of congresses organised by the CIRSE Foundation in order to validate the credits in their home country. Each medical specialist should claim only those hours of credit that he/she actually spent in the educational activity. EACCME credits are recognized by the American Medical Association towards the Physician's Recognition Award (PRA). To convert EACCME credit to AMA PRA category 1 credit, contact the AMA.

Coffee Breaks, Snacks & Meals

The coffee and lunch break areas will be located on the ground floor in the exhibition area and the "Werzesaal".

Thursday, June 10	15:30-16:00
Friday, June 11	10:00-10:30
	12:00-14:00
	15:30-16:00
Saturday, June 12	10:00-10:30

Disclaimer

CIRSE cannot accept any liability for the acts of the suppliers to this meeting or the attendees' safety while travelling to or from the congress. All participants are strongly advised to carry adequate travel and health insurance, as CIRSE cannot accept liability for accidents or injuries that may occur.

ESIR.org

This database for interventionalists was launched in spring 2008. It comprises the entire range of online publications deriving from meetings and workshops organized by the CIRSE Foundation since 2006. ESIR.org will grow with each meeting.

Mobile Phones

Please do not forget to turn off your mobile phone during all sessions.

Preview Centre

The preview centre is located on the first floor. Please note that only digital material will be allowed for oral presentations. All material must be in English and provided on CD-ROM or USB memory stick to be placed on the central server onsite. All data carriers must be delivered to the Preview Centre at least 3 hours prior to the beginning of the corresponding session. Computers connected to the central server allowing access to the speakers' presentations are available in every lecture room. These computers are equipped with Microsoft Windows XP and Microsoft Office XP. Please note that speakers are not allowed to use their own laptops for their presentations. All material used for presentations will remain the property of the speaker and will not be reused by CIRSE without the speaker's permission.

Preview Centre Opening Hours

Thursday, June 10	09:30-18:30
Friday, June 11	08:00-18:30
Saturday, June 12	08:00-11:00

Recording

Video- or audio-recording of sessions/presentations is not allowed without the speaker's/exhibitor's prior permission.

Smoking

ICCIR is a non-smoking congress. We therefore kindly ask all attendees to smoke outside the congress centre only.

Technical Exhibition

The ICCIR Technical Exhibition is located on the ground floor of the congress centre.

Please find a floor plan of the exhibition on the inside of the back cover and a detailed list of all exhibitors on page 18-19.

Technical Exhibition Opening Hours

Thursday, June 10	12:00-18:30
Friday, June 11	08:30-18:30
Saturday, June 12	09:00-12:00

Tourist Information

For information regarding hotels, restaurants and excursions please refer to the Reservation Office Poertschach. They will be pleased to help you with all matters related to your stay in Poertschach.



3,300 online presentations
24 hours - 7 days a week
Free of charge for CIRSE Members



- Complete range of learning possibilities
- Comprehensive database with over 3,300 titles including
 - Videos
 - Abstracts
 - EPOS posters
 - Slide shows
- Material from previous congresses (CIRSE, ET, ECIO) and ESIR courses
- View online or download for later use

Thursday, June 10

14:00-14:10

CS 101 Opening Session

101.1 The difference between a complication and a technical problem

Main Auditorium

*Moderators: C. Binkert (Winterthur/CH),
K. Hausegger (Klagenfurt/AT)*

14:10-15:30

CS 201 Session 1

201.1 Complications in peripheral interventions - Recanalisation, Stents, Thrombolysis

Main Auditorium

*Speaker: J. Tacke (Passau/DE)
Moderators: C. Binkert (Winterthur/CH),
K. Hausegger (Klagenfurt/AT)*

201.2 Case 1: Ruptured sheath with embolization
of the distal portion

R.P. Yadavali (Glasgow/UK)

201.3 Case 2: Complication with "Starclose"

P. Aubert (Zurich/CH)

201.4 Case 3: Thrombosed covered stent-graft

M.G. Knuttinen (Chicago/US)

16:00-17:30

CS 301 Session 2

301.1 Complications in EVAR

Main Auditorium

Speaker: J. Lammer (Vienna/AT)

Moderators: W. Hofmann (Feldkirch/AT),

M. Funovics (Vienna/AT)

301.2 Case 4: Complicated limb revascularization
after limb occlusion

G. Mertikian (Vienna/AT)

301.3 Case 5: Anaconda - Both limbs in the same leg

R.P. Yadavali (Glasgow/UK)

301.4 Case 6: Never ending story of a non-benign
type-II endoleak

K. Hausegger (Klagenfurt/AT)

17:45-18:45

CS 401 Session 3

401.1 Stent-graft infection – What to do?

Main Auditorium

Speaker: W. Hofmann (Feldkirch/AT)

Moderators: J. Lammer (Vienna/AT),

W. Wandschneider (Klagenfurt/AT)

401.2 Case 7: Delayed diagnosis of aortoiliac
stent-graft infection

A. Doert (Winterthur/CH)

401.3 Case 8: Conservative treatment of
an infected thoracic stent-graft

M. Hauser (Seeboden/AT)

Friday, June 11

08:30-10:00

CS 501 Session 4

501.1 Potentially dangerous devices and materials

Main Auditorium

Speaker: A. Krajina (Hradec Kralove/CZ)

Moderators: T. Rand (Vienna/AT),

D. Vorwerk (Ingolstadt/DE)

501.2 Case 9: Fracture of RFA electrode

S. Kulkarni (Mumbai/IN)

501.3 Case 10: Pulmonary artery glue embolization during TIPS

N. Cionfoli (Pava/IT)

501.4 Case 11: Device complication using the Angiojet

J.A. Reekers (Amsterdam/NL)

10:30-12:00

CS 601 Session 5 Miscellaneous

601.1 Basic preinterventional preparation to prevent complications

Main Auditorium

Speaker: J.A. Reekers (Amsterdam/NL)

Moderators: M. Funovics (Vienna/AT),

W. Jaschke (Innsbruck/AT)

601.2 Case 12: Splenic vein aneurysm rupture during transjugular intrahepatic portosystemic shunt (TIPS)

A. Maratsos (Athens/GR)

601.3 Case 13: Infected TIPS stent-graft

J. Tisnado (Richmond/US)

601.4 Case 14: Visceral intervention

F. Wolf (Vienna/AT)

601.5 Case 15: Complication in intervention on a hemodialysis shunt

R. Salman (Ingolstadt/DE)

601.6 Case 16: Unfortunate series of events

M. Takes (Basel/CH)

14:00-15:30

CS 701 Session 6

701.1 Complications in (chemo) embolization

Main Auditorium

Speaker: J. Kettenbach (Bern/CH)

Moderators: M. Schoder (Vienna/AT),

V. Valek (Brno/CZ))

701.2 Case 17: to be announced

C. Plank (Vienna/AT)

701.3 Case 18: Particle embolization of FNH -

Multiorgan failure and late abscess

O. Dörfler (Grambach/AT)

701.4 Case 19: Embolization of a ruptured renal aneurysm

S. Kudrnova (Budapest/HU)

16:00-17:30

CS 801 Session 7

801.1 Complications during tumor ablation

Main Auditorium

Speaker: V. Valek (Brno/CZ)

Moderators: J. Kettenbach (Bern/CH),

H.J. Mischinger (Graz/AT)

801.2 Case 20: Segmental renal vein thrombosis
after RF ablation of a renal tumor

R.H. Portugaller (Graz/AT)

801.3 Case 21: Haemorrhage during RFA of a single HCC

C. Kranewitter (Innsbruck/AT)

801.4 Case 22: Splenic aneurysm - stent-graft

R. Marcello (Rome/IT)

17:45-18:45

CS 901 Session 8

901.1 **The unsolved case - quiz**
Main Auditorium

*Moderators: C. Binkert (Winterthur/CH),
K. Hausegger (Klagenfurt/AT)*

901.2 Case 23: to be announced
E. Brontzos (Athens/GR)

901.3 Case 24: to be announced
T. Rand (Vienna/AT)

901.4 Case 25: to be announced
M. Funovics (Vienna/AT)

Cardiovascular and Interventional Radiological Society of Europe

ECIO 2010

**Second European Conference
on Interventional Oncology**

**July 21-24, 2010
Florence, Italy**



www.ecio2010.org

CRSE foundation

Saturday, June 12

08:30-10:00

CS 1001 Session 9

1001.1 **Complications during carotid interventions in CAS and stroke therapy**

Main Auditorium

Speaker: D. Vorwerk (Ingolstadt/DE)

Moderators: P. Kapeller (Villach/AT),

E. Minar (Vienna/AT)

1001.2 Case 26: Internal carotid artery dissection after CAS
A. Ugurluoglu (Salzburg/AT)

1001.3 Case 27: Carotid artery dissection during
endarterektomie treated with bare metal stents
G. Jülg (Linz/AT)

1001.4 Keynote: How to prevent complications
J.A. Reekers (Amsterdam/NL)

10:30-12:00

CS 1101 Session 10

1101.1 **Roundtable - Things I would never do (again)**

Main Auditorium

Moderators: A. Krajina (Hradec Kralove/CZ),

J.A. Reekers (Amsterdam/NL)

1101.2 Case 28: to be announced
D. Vorwerk (Ingolstadt/DE)

1101.3 Case 29: to be announced
C. Binkert (Winterthur/CH)

1101.4 Case 30: to be announced
F. Pozzi-Mucelli (Triest/IT)

Technical Exhibition (Alphabetical List)

Official Name	Booth
ABBOTT	15
BARD	3
BIOMEDICA	6
BIOTRONIK	13
BOSTON SCIENTIFIC	4
BRACCO	5
BYWASS	8
CLIMED	11
COOK	16
CORDIS	7
CROSSTEC	12
EV3	1
MEDTRONIC	2
NOVOMED	10
SIEMENS	14
WERFEN	9

Technical Exhibition (Numerical List)

Booth	Official Name
1	EV3
2	MEDTRONIC
3	BARD
4	BOSTON SCIENTIFIC
5	BRACCO
6	BIOMEDICA
7	CORDIS
8	BYWASS
9	WERFEN
10	NOVOMED
11	CLIMED
12	CROSSTEC
13	BIOTRONIK
14	SIEMENS
15	ABBOTT
16	COOK

October 2-6
Valencia, Spain

CIRSE 2010

EARLY
BIRD FEE
available!


INNOVATION EDUCATION INTERVENTION


CIRSE 2010, Europe's most comprehensive forum for minimally invasive image-guided therapy, will offer more than 200 hours of educational and scientific presentations streamlined around seven major topics, hands-on workshops, foundation courses, learning centres, industry symposia, an all electronic poster exhibition and the biggest CIRSE exhibition ever.


www.cirse.org

MAIN TOPICS

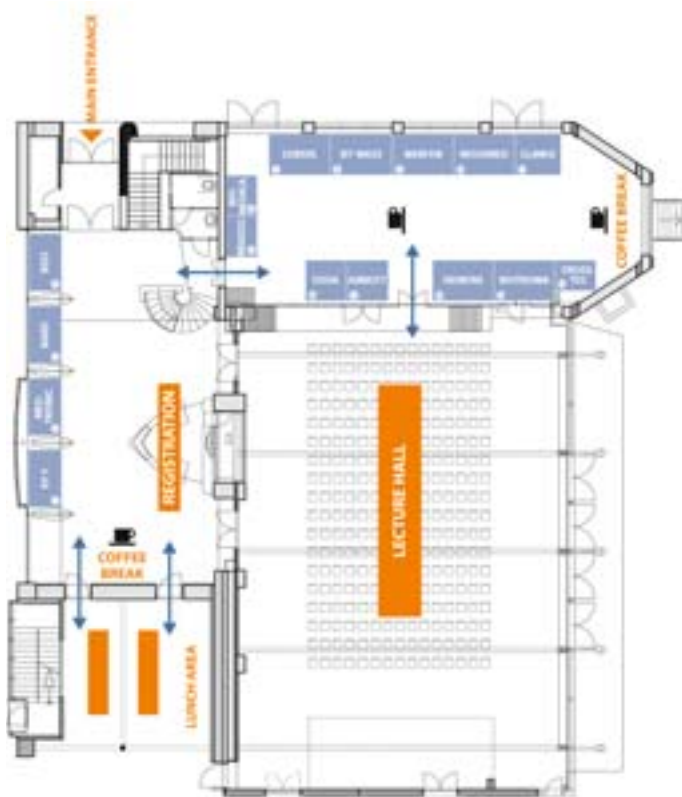
- Vascular Interventions
- Transcatheter Embolization
- Non-Vascular Interventions
- Interventional Oncology
- NEURO INTERVENTIONS
- Clinical Practice
- Imaging







Floorplan



www.iccir2010.org



CIRSE Central Office

Neutorgasse 9
1010 Vienna, AUSTRIA
Tel: + 43 1 904 2003
Fax: + 43 1 904 2003 30
Email: office@esir.org
www.cirse.org

© All rights reserved by CIRSE
Cardiovascular and Interventional
Radiological Society of Europe / 2010

GraphX by LOOP . ENTERPRISES media
www.loop-enterprises.com